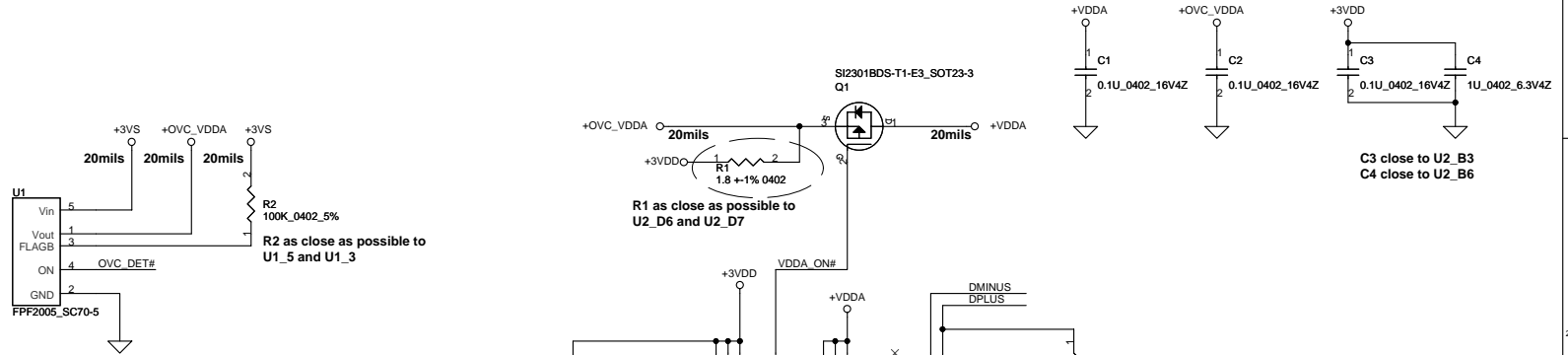
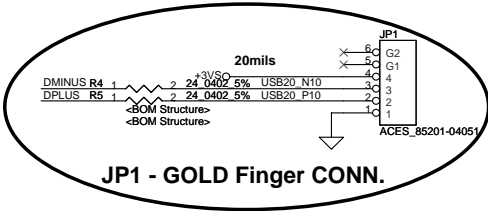


# COMPAL CONFIDENTIAL

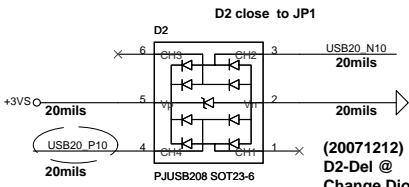
**MODEL NAME:** KAL90  
**PCB NAME:** LS-4494P FINGERPRINT BOARD  
**COMPAL P/N:** DA600009E00  
**REVISION:** 1.0  
**DATE:** 2008/09/08



Del JP1.5 & JP1.6 GND Pins (20071208\_DVT)  
 20080130\_PVT  
 JP1 Footprint name change to: FPC\_R0P7X5-P1\_4P



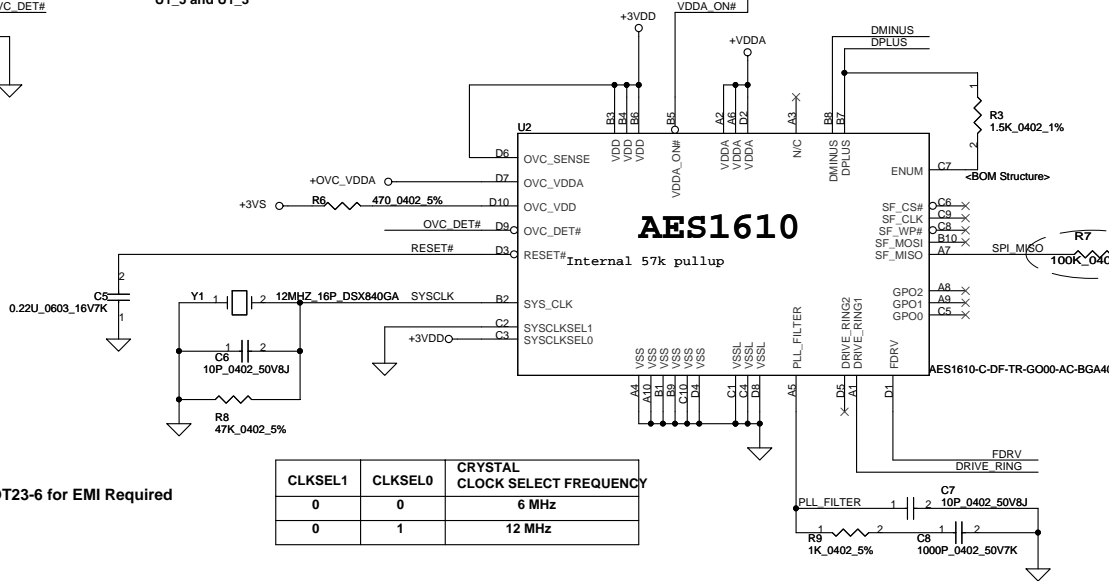
**JP1 - GOLD Finger CONN.**



**D2 close to JP1**

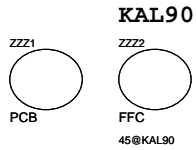
(20071212)  
 D2-Del @  
 Change Diode to PJUSB208 SOT23-6 for EMI Required

Change pin out for layout trace (20071031)  
 D2.6 change to D2.4



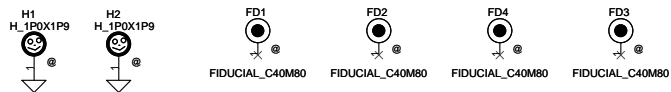
CLKSEL1	CLKSEL0	CRYSTAL CLOCK SELECT FREQUENCY
0	0	6 MHz
0	1	12 MHz

U2 change new P/N-20071217  
 SA00001KM10(AES1610-C-DF-TR-G000-AC BGA 40P)  
 (MPN add "AC" for ACER customer code)



**KAL90**

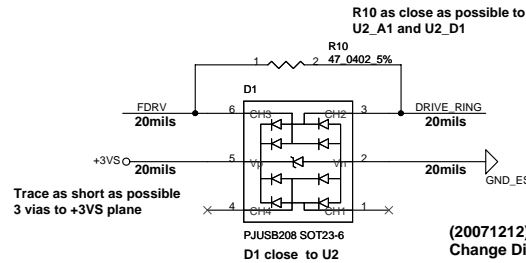
Add FD1-FD4 (20071207)



Trace as short as possible  
 3 vias to GND plane



**R11 close to CONN.**



R10 as close as possible to  
 U2\_A1 and U2\_D1

Trace as short as possible  
 3 vias to +3VS plane

(20071212)  
 Change Diode to PJUSB208 SOT23-6 for EMI Required

Security Classification				Compal Secret Data				Title			
Issued Date	2007/10/17	Deciphered Date	2008/10/17	Compal Electronics, Inc.				SCHEMATIC,S4494			
THIS SHEET OF ENGINEERING DRAWING IS THE PROPRIETARY PROPERTY OF COMPAL ELECTRONICS, INC. AND CONTAINS CONFIDENTIAL AND TRADE SECRET INFORMATION. THIS SHEET MAY NOT BE TRANSFERRED FROM THE CUSTODY OF THE COMPETENT DIVISION OF R&D DEPARTMENT EXCEPT AS AUTHORIZED BY COMPAL ELECTRONICS, INC. NEITHER THIS SHEET NOR THE INFORMATION IT CONTAINS MAY BE USED BY OR DISCLOSED TO ANY THIRD PARTY WITHOUT PRIOR WRITTEN CONSENT OF COMPAL ELECTRONICS, INC.								Document Number	4059SL	Rev	B
Date: Thursday, October 30, 2008								Sheet	1	of	1